

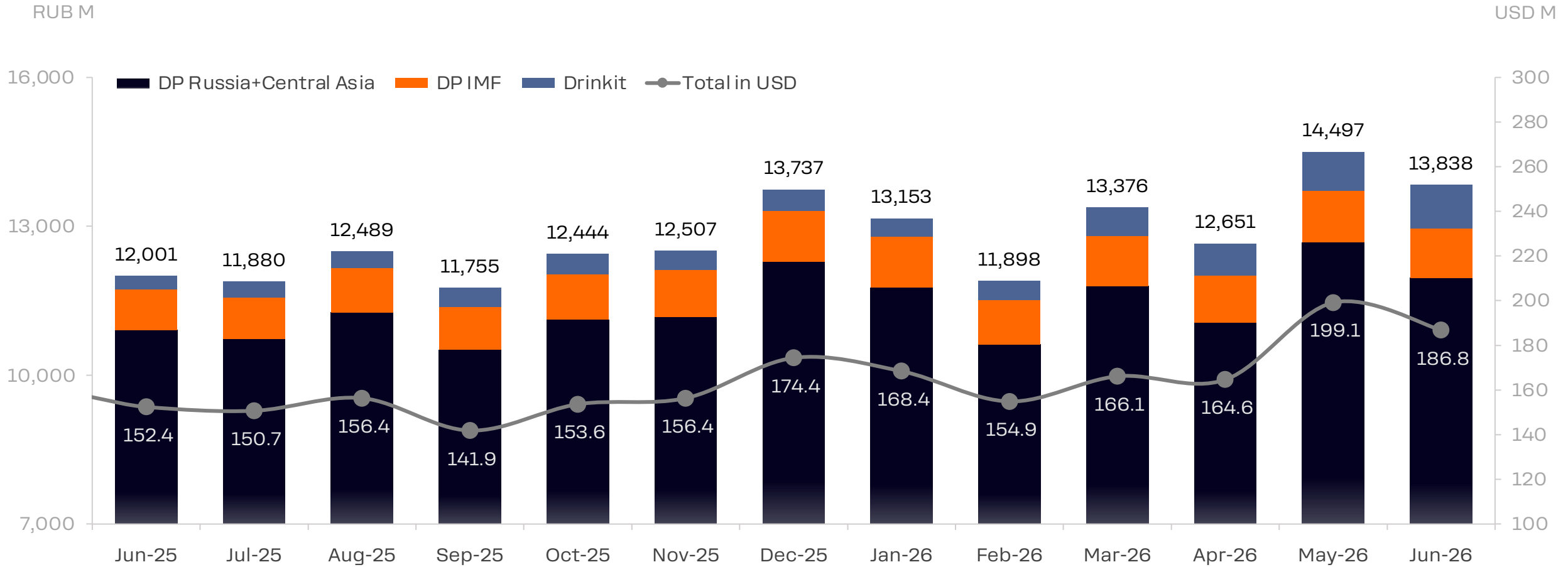
**DODO
BRANDS**

MONTHLY TRADING UPDATE

**JUNE
2026**

System Sales

June: 13,838M RUB / 186.8M USD



Note: system sales - gross sales (incl. VAT where applicable but excluding sales tax) of all Dodo Brands stores including both franchised and company-owned. Converted from local currencies at weighted average monthly FX rates as per [currencylayer.com](#). Link: [sales and traffic of each store since inception](#).

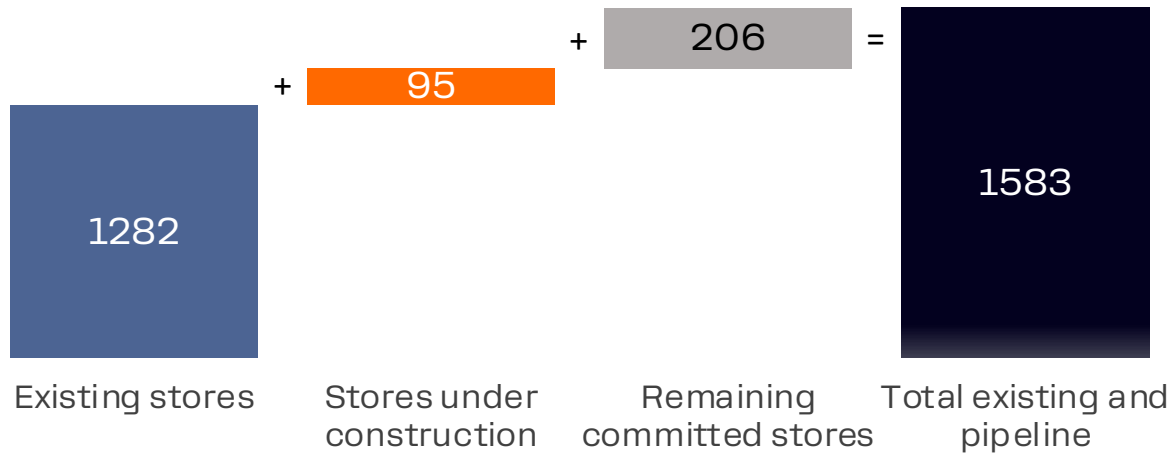
*DP – Dodo Pizza

Chain Growth Pipeline




Note: as of 30 June 2026

DP Russia+Central Asia



DP IMF

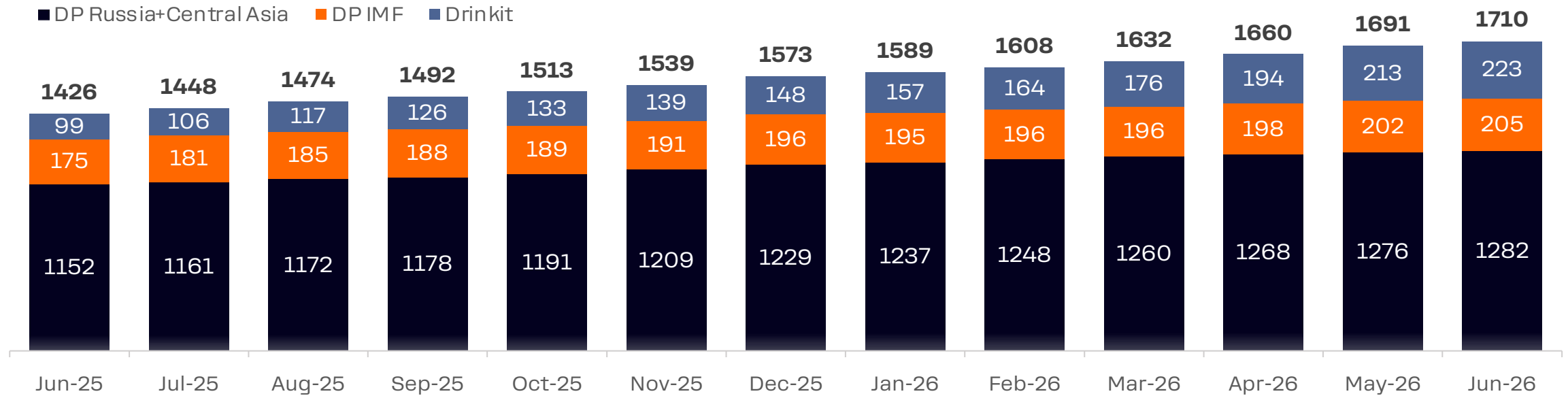


Drinkit



Store Count

June: 19 new stores, 1710 total



New stores

DP RUSSIA+CENTRAL ASIA:

RUSSIA: +6

DP IMF:

BELARUS: +1

SERBIA: +1

UAE: +1

DRINKIT:

RUSSIA: +8

KAZAKHSTAN: +1

UAE: +1



ДОДО ПИЦЦА

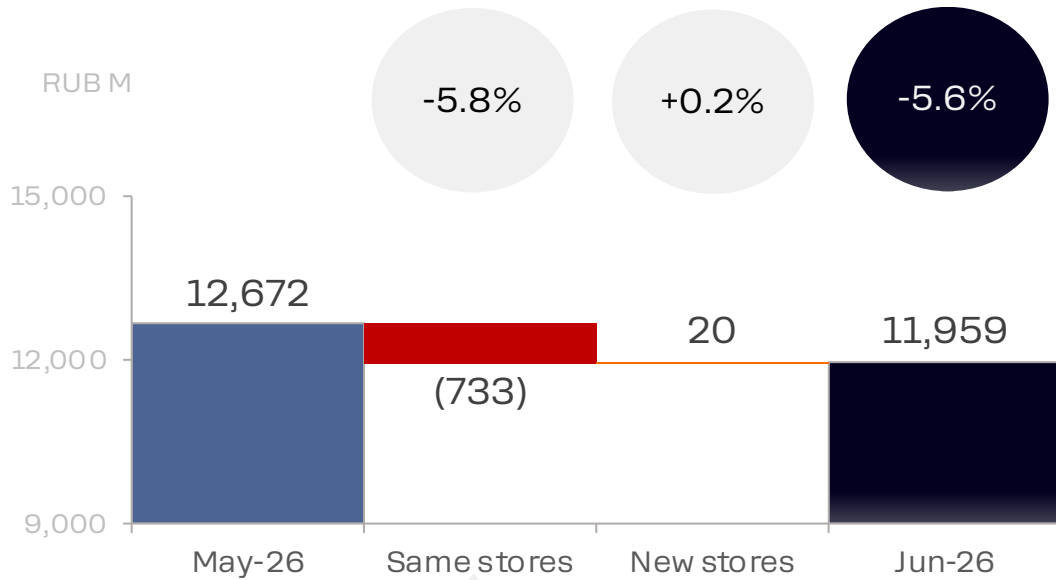
DODO PIZZA RUSSIA + CENTRAL ASIA



DP Russia+Central Asia: Sales Evolution

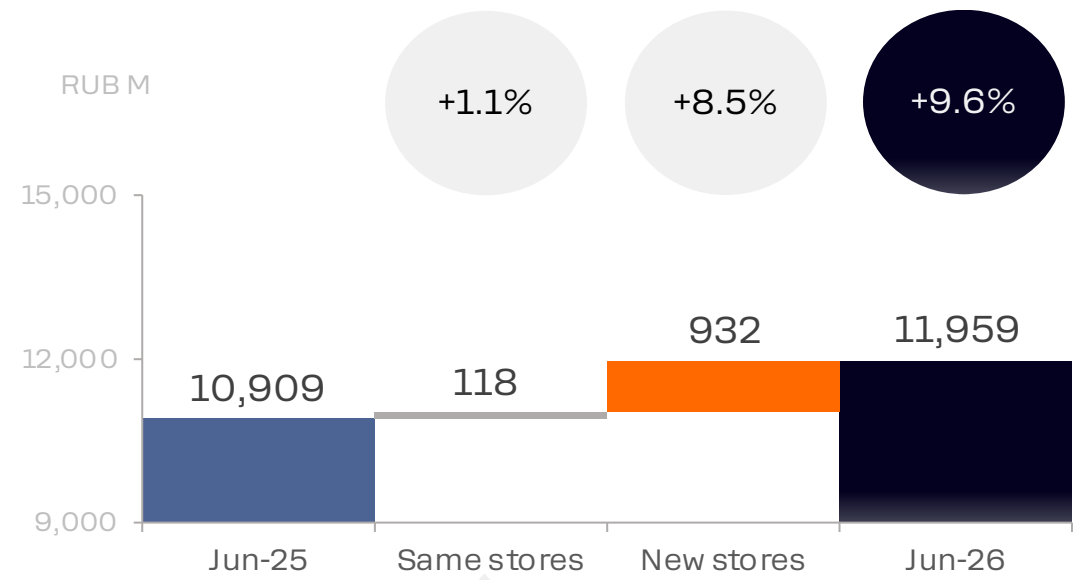
June: MoM -5.6%, YoY +9.6%

Month over Month (MoM)



Traffic Δ MoM: -3.1%
 Av. Ticket Δ MoM: -2.7%
 $-3.1\% \times -2.7\% = -5.8\%$

Year over Year (YoY)



Traffic Δ YoY: -0.9%
 Av. Ticket Δ YoY: +2.0%
 $-0.9\% \times +2.0\% = +1.1\%$

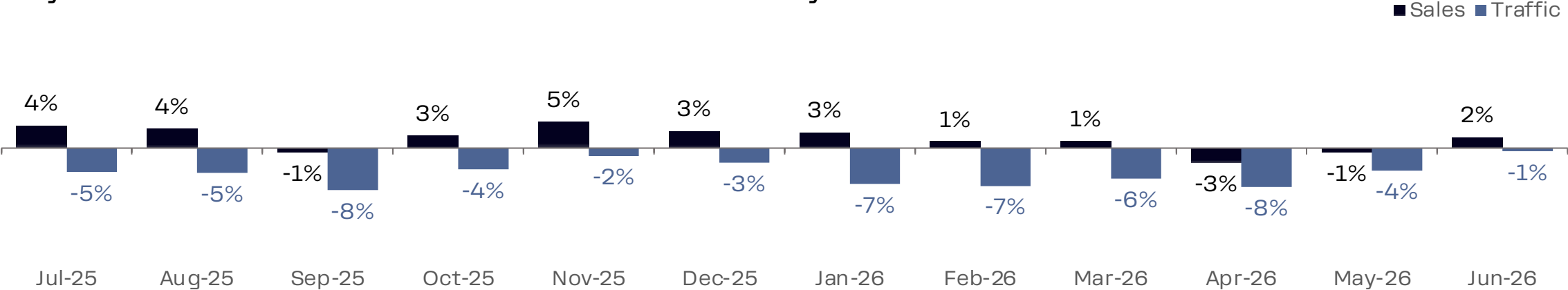
Note: gross sales including VAT where applicable. Traffic stands for order count.
 List of countries: Russia, Kazakhstan, Uzbekistan.

DP Russia+Central Asia: Like for Like Sales and Traffic

YoY LFL – Detailed Review of June 2026

Store age	Store Count	SALES			TRAFFIC			AVERAGE TICKET		
		In-Store	Delivery	Total	In-Store	Delivery	Total	In-Store	Delivery	Total
1-2 yrs old	170	6.9%	10.9%	9.4%	6.9%	6.5%	6.7%	0.0%	4.2%	2.5%
2-3 yrs old	130	1.9%	5.3%	3.9%	0.5%	0.6%	0.5%	1.3%	4.7%	3.3%
3-10 yrs old	716	2.5%	1.3%	1.7%	0.3%	-2.8%	-1.1%	2.1%	4.2%	2.8%
>10 yrs old	89	0.3%	-6.5%	-4.4%	-1.1%	-10.4%	-5.8%	1.5%	4.3%	1.5%

Dynamics of YoY LFL for all stores older than 1 year

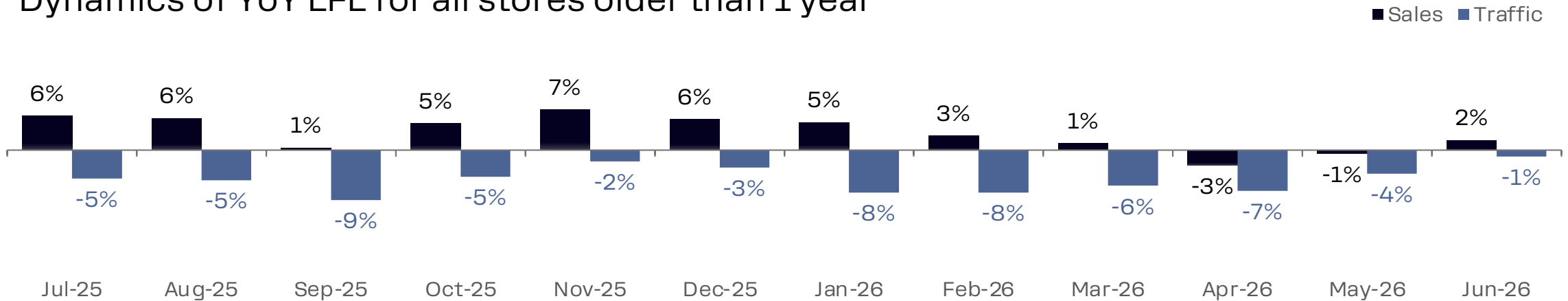


RUSSIA: Like for Like Sales and Traffic

YoY LFL – Detailed Review of June 2026

Store age	Store Count	SALES			TRAFFIC			AVERAGE TICKET		
		In-Store	Delivery	Total	In-Store	Delivery	Total	In-Store	Delivery	Total
1-2 yrs old	148	6.7%	10.3%	9.0%	6.6%	5.8%	6.2%	0.1%	4.3%	2.6%
2-3 yrs old	110	1.6%	5.3%	3.8%	-0.4%	0.6%	0.0%	1.9%	4.7%	3.8%
3-10 yrs old	641	2.1%	1.2%	1.5%	-0.5%	-2.9%	-1.6%	2.6%	4.1%	3.1%
>10 yrs old	85	0.0%	-7.1%	-4.9%	-1.3%	-11.0%	-6.2%	1.3%	4.4%	1.4%

Dynamics of YoY LFL for all stores older than 1 year

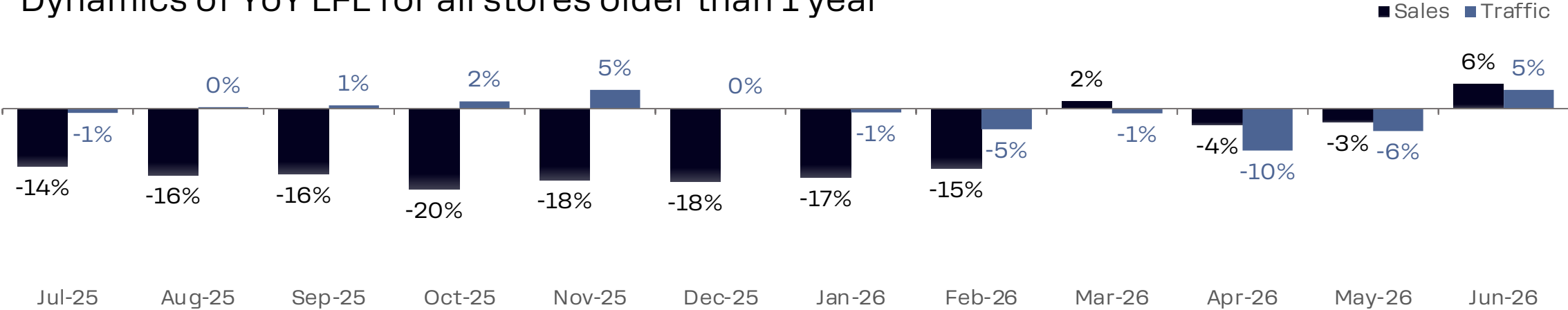


CENTRAL ASIA: Like for Like Sales and Traffic

YoY LFL – Detailed Review of June 2026

Store age	Store Count	SALES			TRAFFIC			AVERAGE TICKET		
		In-Store	Delivery	Total	In-Store	Delivery	Total	In-Store	Delivery	Total
1-2 yrs old	22	8.2%	19.1%	14.5%	9.1%	13.4%	11.1%	-0.8%	5.0%	3.0%
2-3 yrs old	20	4.2%	4.8%	4.5%	7.4%	0.6%	4.4%	-3.0%	4.2%	0.1%
3-10 yrs old	75	6.4%	2.9%	4.4%	8.5%	-2.3%	3.6%	-2.0%	5.3%	0.9%
>10 yrs old	4	9.9%	17.9%	14.4%	3.9%	8.8%	6.3%	5.8%	8.3%	7.7%

Dynamics of YoY LFL for all stores older than 1 year



Note: List of countries: Kazakhstan, Uzbekistan.

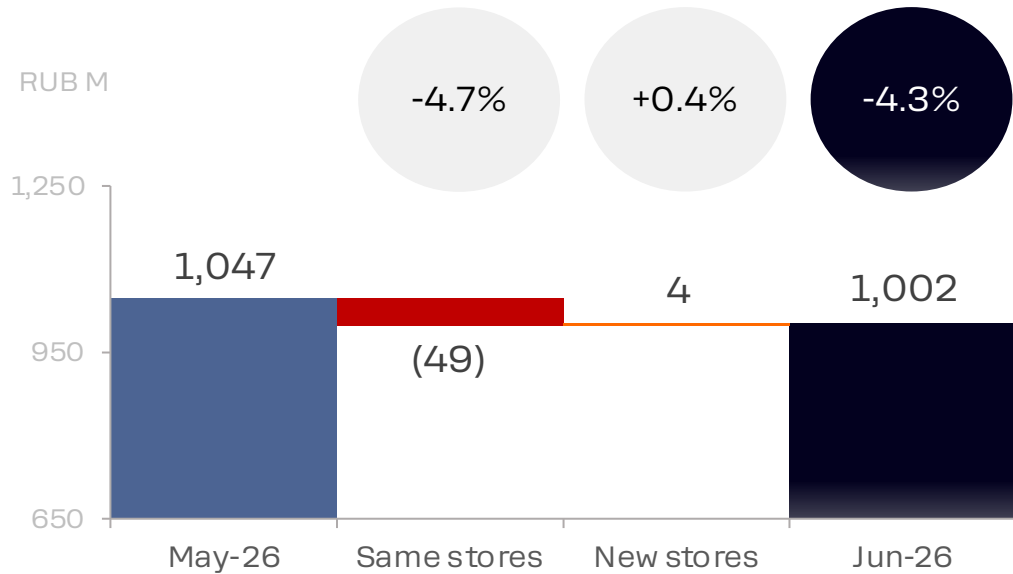
DODO PIZZA IMF



DP IMF: Sales Evolution

June: MoM -4.3%, YoY +22.0%

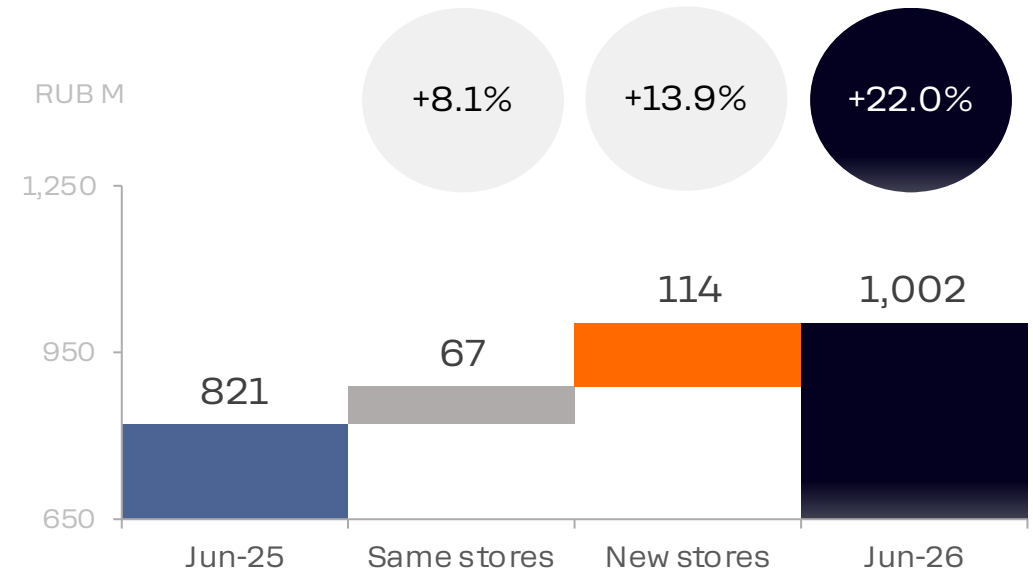
Month over Month (MoM)



$$\text{Traffic} \quad \text{Av. Ticket} \quad \Delta \text{ MoM}$$

$$-4.3\% \times -0.5\% = -4.7\%$$

Year over Year (YoY)



$$\text{Traffic} \quad \text{Av. Ticket} \quad \Delta \text{ YoY}$$

$$+1.9\% \times +6.1\% = +8.1\%$$

Note: gross sales including VAT where applicable. Traffic stands for order count.

Converted into RUB from local currencies at weighted average monthly FX rates as per [currencylayer.com](https://www.currencylayer.com).

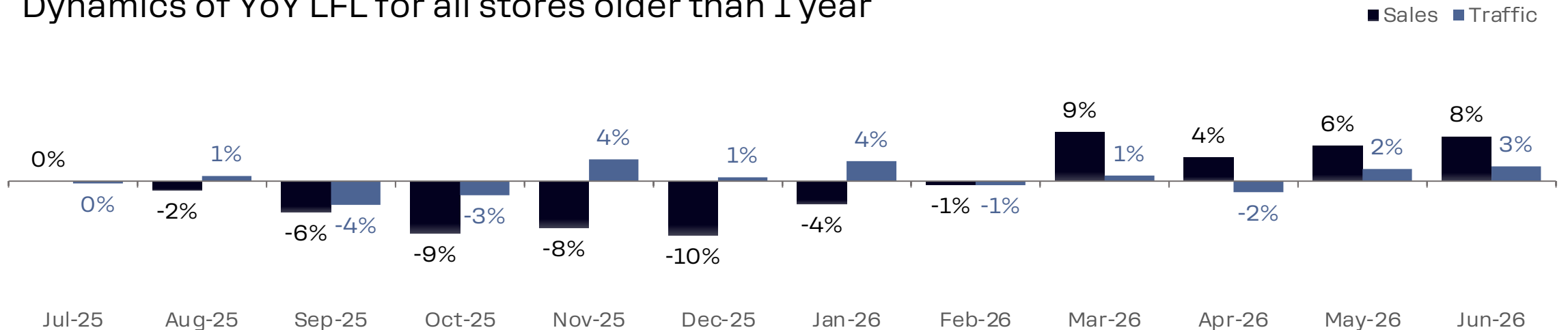
List of countries: Armenia, Azerbaijan, Belarus, Bulgaria, Croatia, Cyprus, Estonia, Georgia, Indonesia, Kyrgyzstan, Lithuania, Mongolia, Montenegro, Nigeria, Poland, Qatar, Romania, Serbia, Slovenia, Spain, Tajikistan, Turkiye, UAE.

DP IMF: Like for Like Sales and Traffic

YoY LFL – Detailed Review of June 2026

Store age	Store Count	SALES			TRAFFIC			AVERAGE TICKET		
		In-Store	Delivery	Total	In-Store	Delivery	Total	In-Store	Delivery	Total
1-2 yrs old	48	5.6%	22.1%	15.9%	8.0%	21.9%	14.3%	-2.3%	0.2%	1.5%
2-3 yrs old	32	0.0%	1.7%	1.0%	1.8%	0.9%	1.4%	-1.8%	0.7%	-0.4%
> 3 yrs old	82	0.5%	11.4%	7.3%	-7.3%	5.7%	-1.3%	8.4%	5.4%	8.7%

Dynamics of YoY LFL for all stores older than 1 year



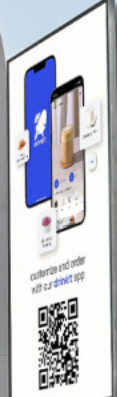
DRINKIT



drinkit



digital coffee shop



drinkit
coffee

ready

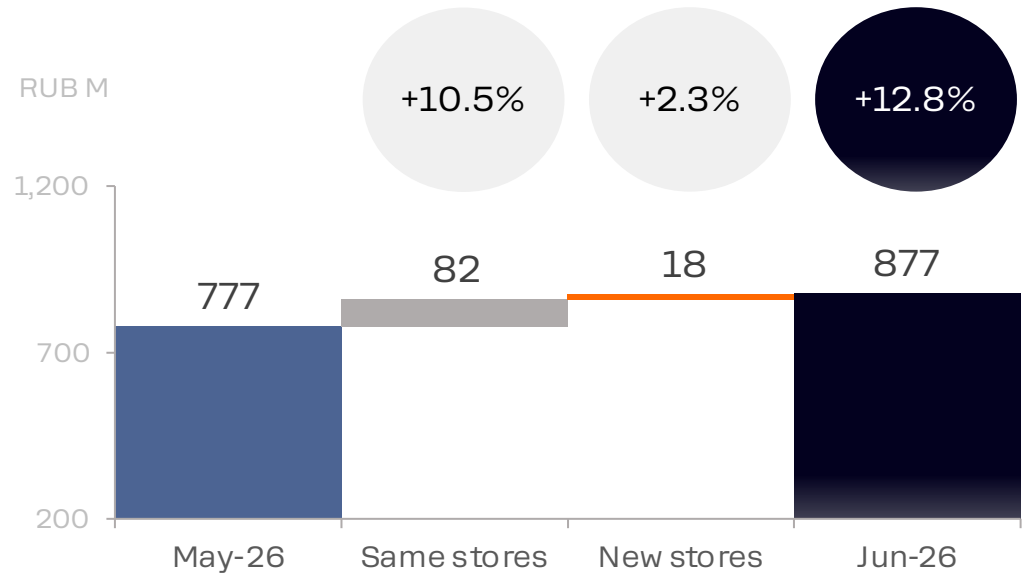
order here



DRINKIT: Sales Evolution

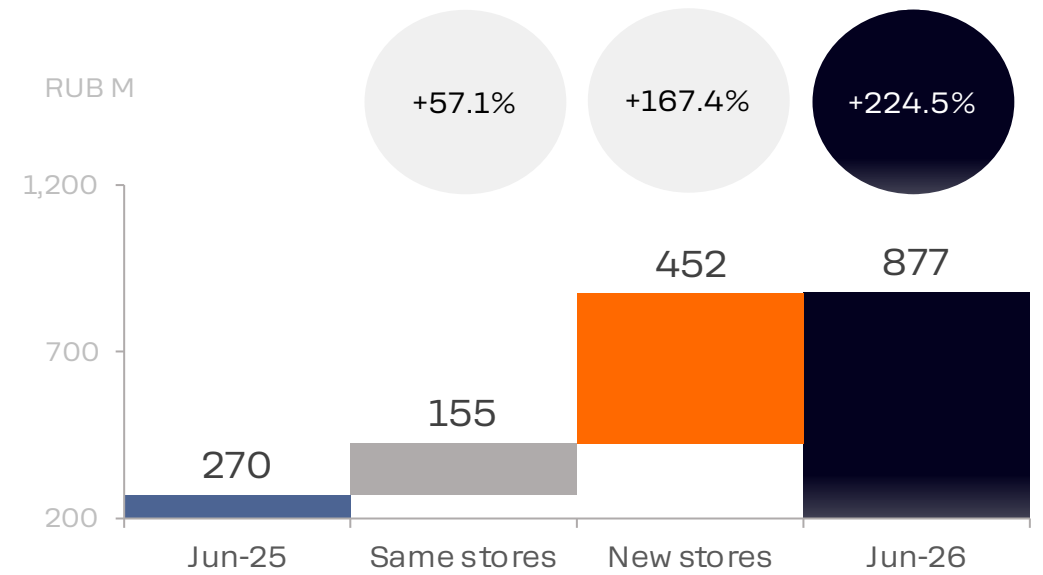
June : MoM +12.8%, YoY +224.5%

Month over Month (MoM)



Traffic	Av. Ticket	Δ MoM
+10.6%	× -0.1%	= +10.5%

Year over Year (YoY)



Traffic	Av. Ticket	Δ YoY
+52.0%	× +3.3%	= +57.1%

Note: gross sales including VAT where applicable. Traffic stands for order count.
List of countries: Azerbaijan, Russia, Kazakhstan, UAE.

DRINKIT: Like for Like Sales and Traffic

YoY LFL – Detailed Review of June 2026

Store age	RUSSIA				UAE				KZ+			
	Store Count	Traffic	Av. ticket	Sales	Store Count	Traffic	Av. ticket	Sales	Store Count	Traffic	Av. ticket	Sales
1-2 yrs old	41	55.9%	1.0%	57.5%	4	7.5%	6.4%	14.4%	8	23.6%	13.5%	40.3%
2-3 yrs old	12	46.3%	1.1%	47.9%	2	40.4%	10.5%	55.2%	6	10.6%	11.3%	23.1%
> 3 yrs old	11	23.9%	0.9%	25.0%	1	21.3%	6.3%	29.0%				

Dynamics of YoY LFL for all stores older than 1 year

