

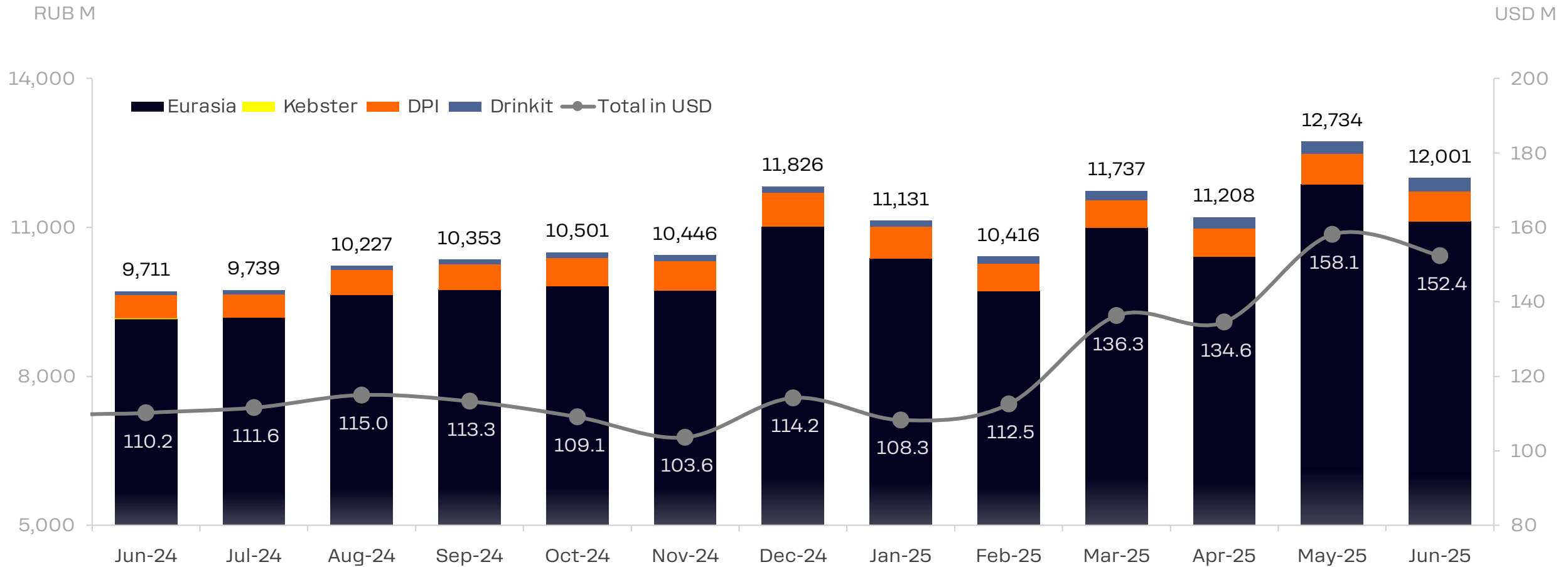
**DODO
BRANDS**

MONTHLY TRADING UPDATE

**JUNE
2025**

System Sales

June: 12,001M RUB / 152.4M USD



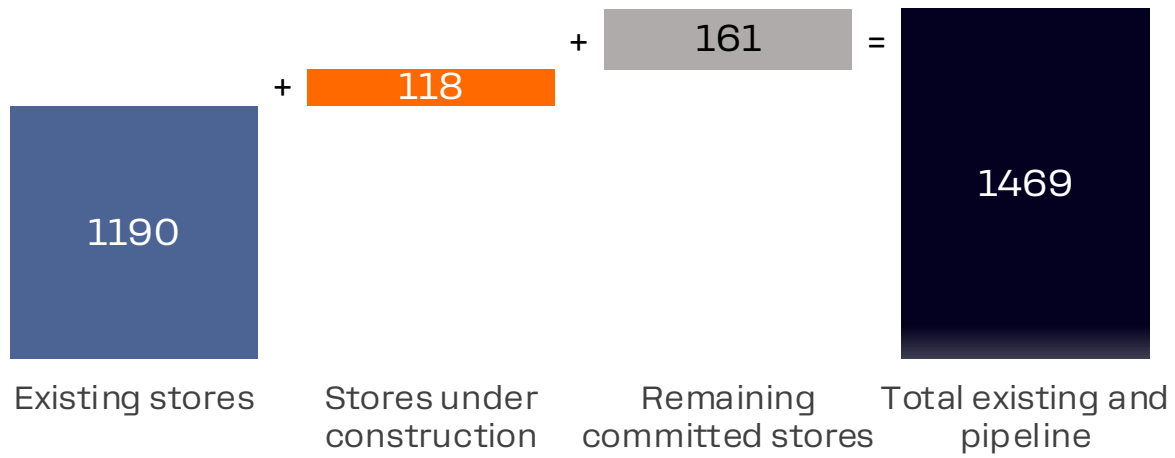
Note: system sales - gross sales (incl. VAT where applicable but excluding sales tax) of all Dodo Brands stores including both franchised and company-owned. Converted from local currencies at weighted average monthly FX rates as per [currencylayer.com](#). Link: [sales and traffic of each store since inception](#).

Chain Growth Pipeline

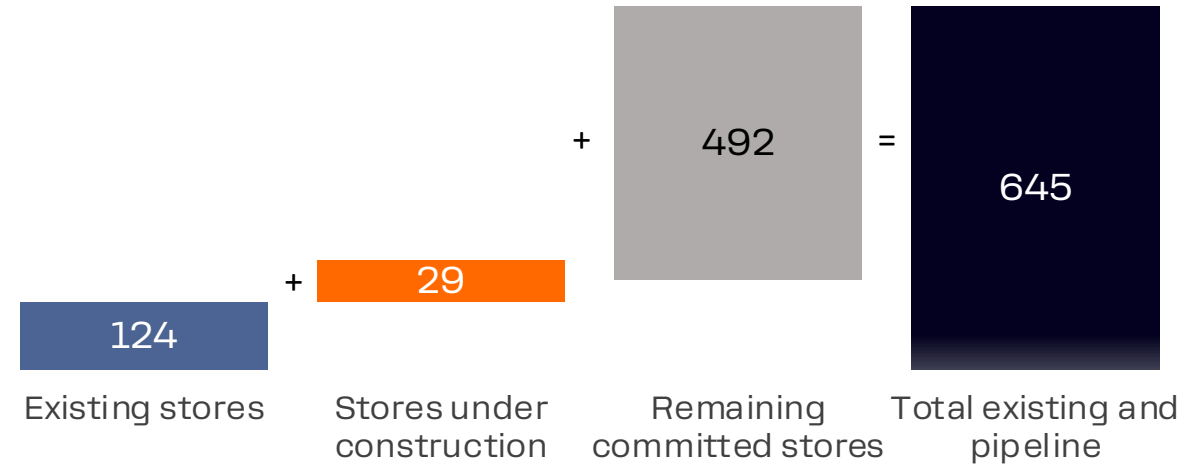


Note: as of 30 June 2025

EURASIA



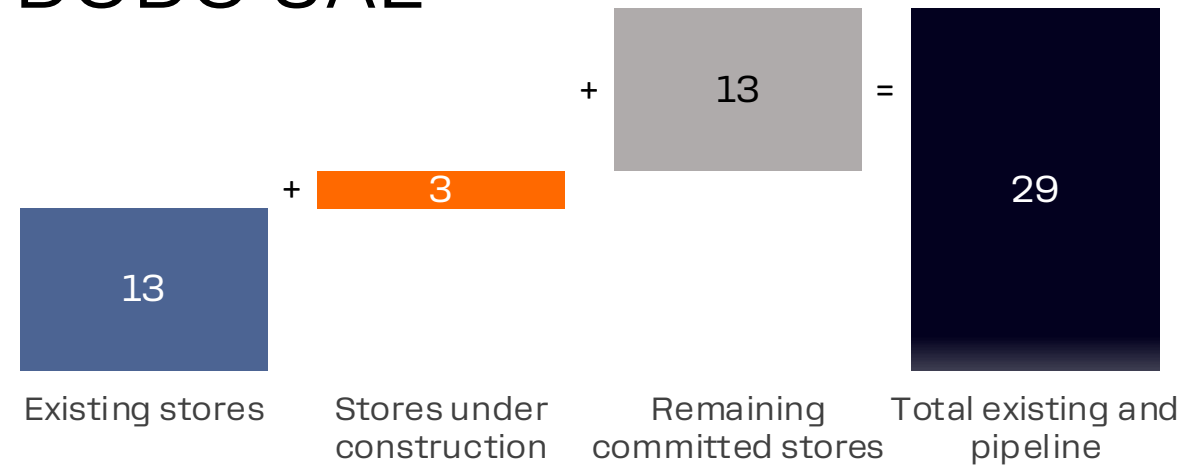
IMF



DRINKIT

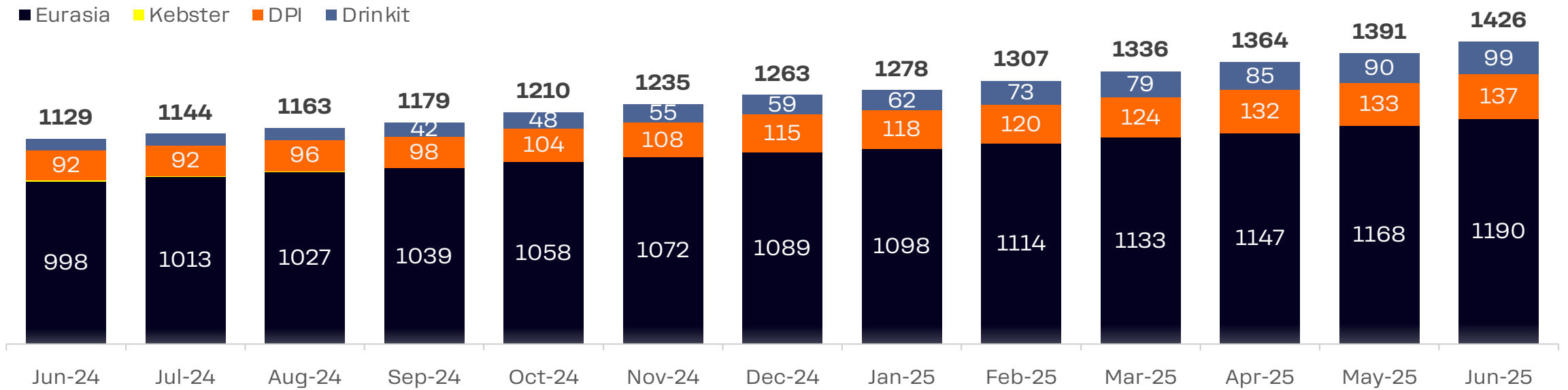


DODO UAE



Store Count

June: 36 new stores, 1 stores closed, 1426 total



New stores

RUSSIA:

Dodo Pizza: +19
Drinkit: +8

KAZAKHSTAN:

Dodo Pizza: +3
Drinkit: +1

AZERBAIJAN:

Dodo Pizza: +1

NIGERIA:

Dodo Pizza: +1

TURKIYE:

Dodo Pizza: +2

SLOVENIA:

Dodo Pizza: +1

Closed stores

ARMENIA:

Vagharshapat-1

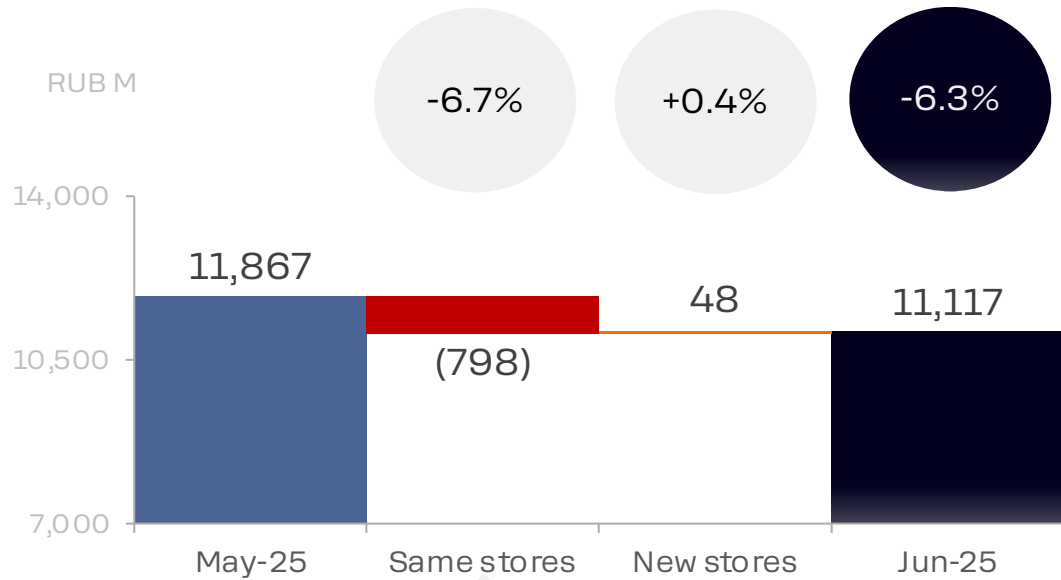


EURASIA

Eurasia: Sales Evolution

June: MoM -6.3%, YoY +21.3%

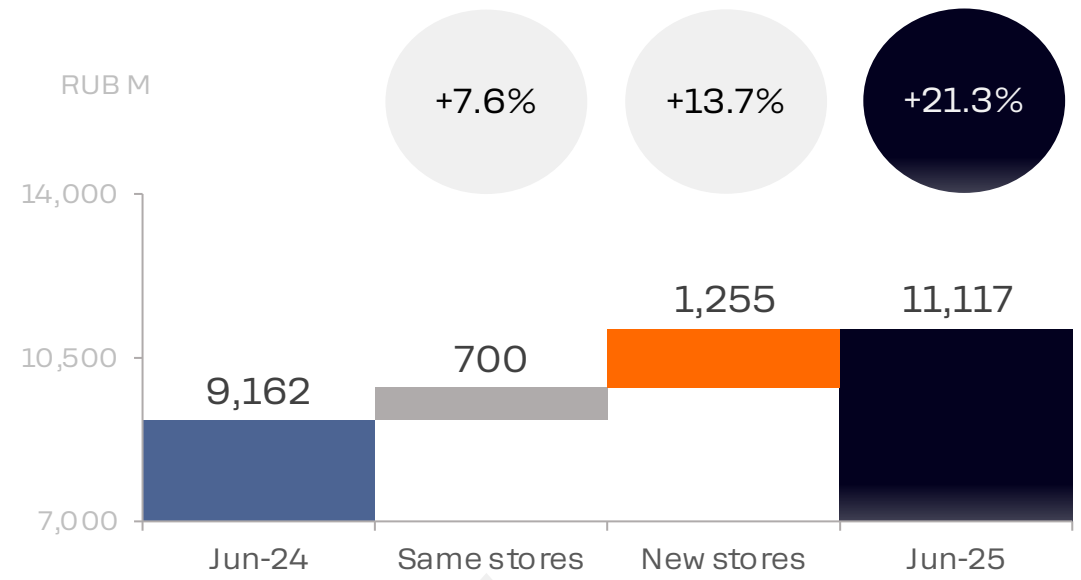
Month over Month (MoM)



Traffic Av. Ticket Δ MoM

-5.0% × -1.8% = -6.7%

Year over Year (YoY)



Traffic Av. Ticket Δ YoY

-1.7% × +9.6% = +7.6%

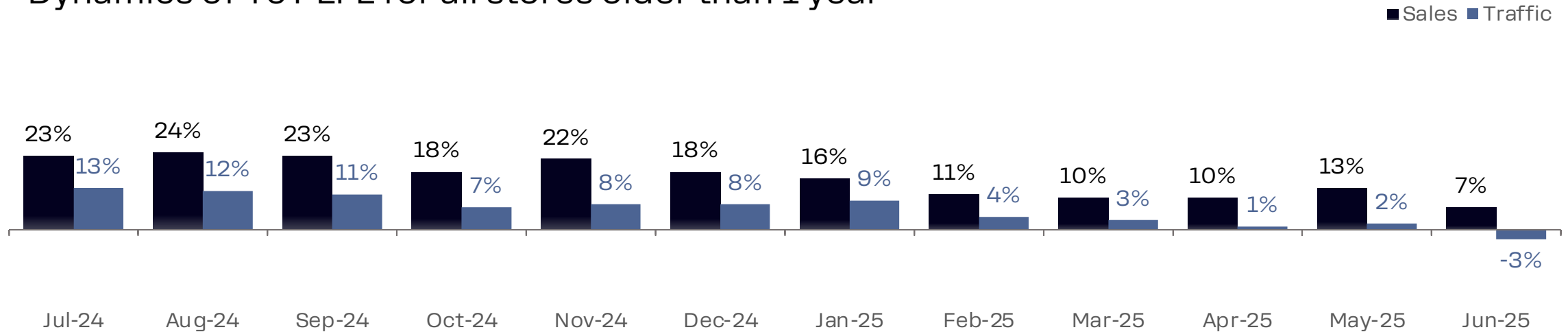
Note: gross sales including VAT where applicable. Traffic stands for order count.
List of countries: Russia, Kazakhstan, Belarus.

Eurasia: Like for Like Sales and Traffic

YoY LFL – Detailed Review of June 2025

Store age	Store Count	SALES			TRAFFIC			AVERAGE TICKET		
		In-Store	Delivery	Total	In-Store	Delivery	Total	In-Store	Delivery	Total
1-2 yrs old	127	3.5%	20.9%	13.6%	-3.2%	14.9%	4.1%	6.6%	5.4%	6.5%
2-3 yrs old	106	1.7%	12.6%	8.1%	-5.4%	7.6%	0.0%	7.4%	4.6%	8.0%
> 3 yrs old	741	3.4%	7.2%	6.2%	-7.6%	-0.4%	-4.1%	12.0%	7.6%	10.7%

Dynamics of YoY LFL for all stores older than 1 year



Note: The methodology for calculating LFL has changed, so the figures have been adjusted retrospectively

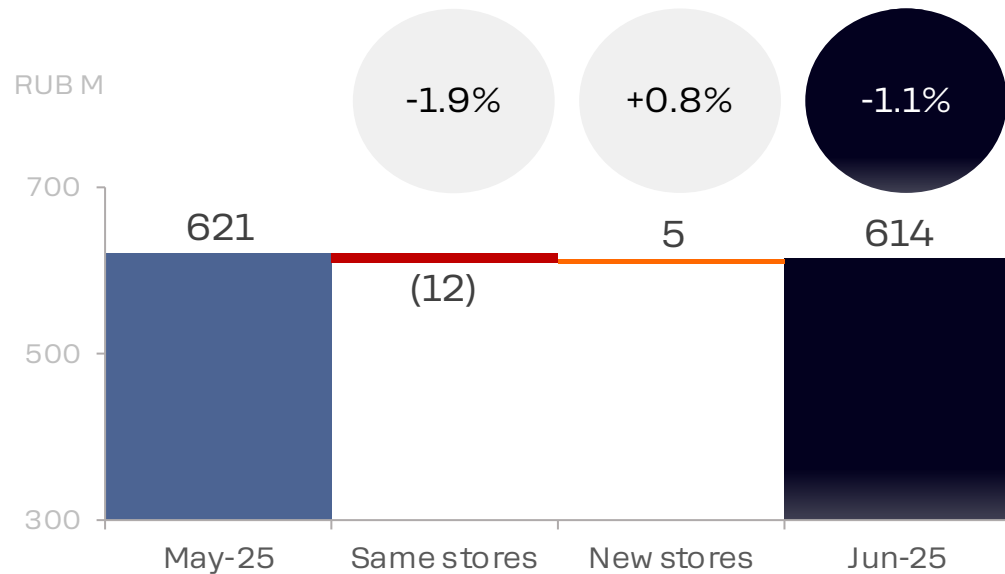
A photograph of two women sitting at a table outdoors. The woman on the right is wearing a white button-down shirt and is holding a smartphone, looking at the screen. The woman on the left is seen from the back, also wearing a white shirt. On the table in front of them are two open Dodo Pizza boxes, each containing a pizza. There are also two orange Dodo Pizza coffee cups. The background is a rough, textured stone wall. The text 'DODO PIZZA INTERNATIONAL' is overlaid in large white letters across the center of the image.

DODO PIZZA INTERNATIONAL

DPI: Sales Evolution

June: MoM -1.1%, YoY +29.9%

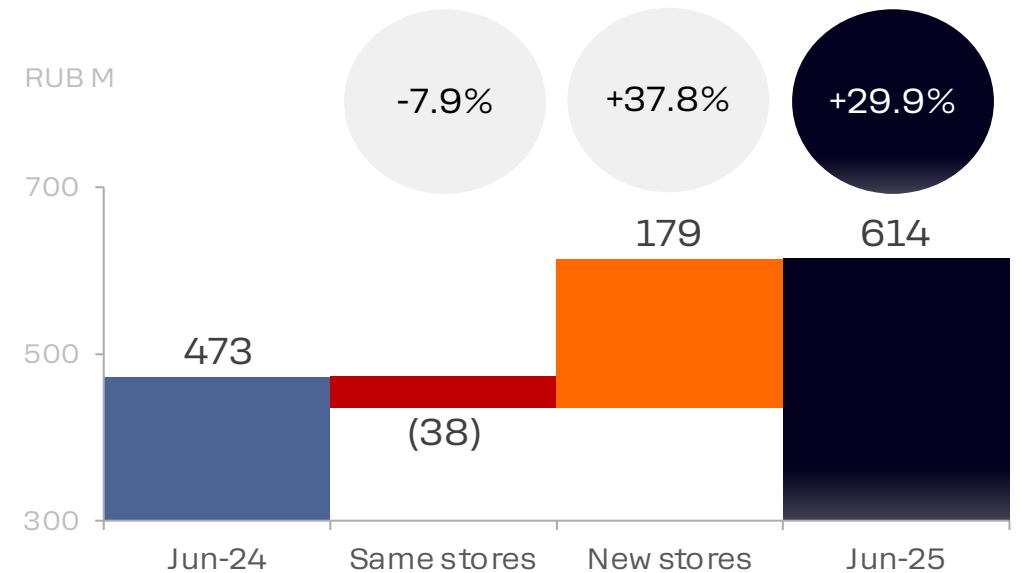
Month over Month (MoM)



Traffic Δ MoM

$$-3.1\% \times +1.2\% = -1.9\%$$

Year over Year (YoY)



Traffic Δ YoY

$$-5.7\% \times -2.4\% = -7.9\%$$

Note: gross sales including VAT where applicable. Traffic stands for order count.

Converted into RUB from local currencies at weighted average monthly FX rates as per [currencylayer.com](https://www.currencylayer.com).

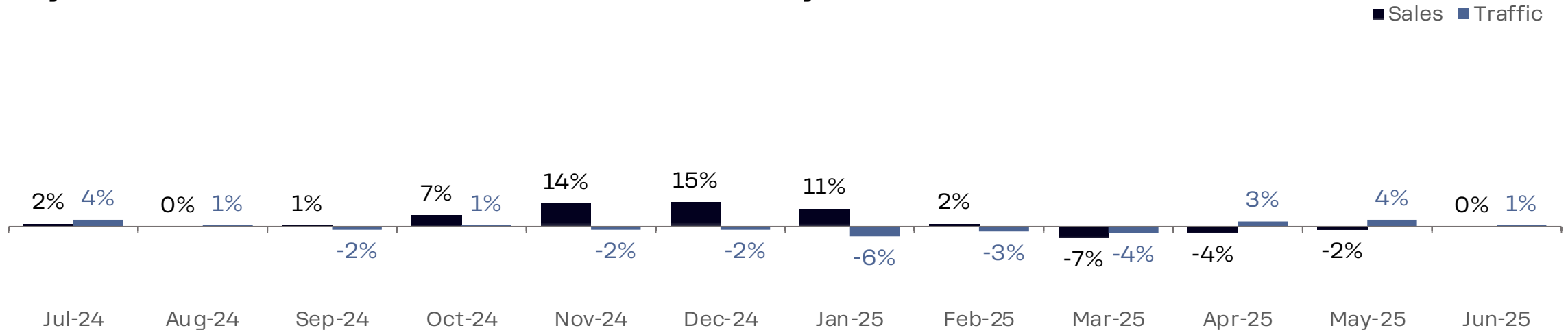
List of countries: Armenia, Azerbaijan, Georgia, Kyrgyzstan, Tajikistan, Uzbekistan, Bulgaria, Croatia, Cyprus, Estonia, Lithuania, Romania, Poland, Serbia, Slovenia, Turkiye, Nigeria, Vietnam, Indonesia, Mongolia, Qatar, UAE.

DPI: Like for Like Sales and Traffic

YoY LFL – Detailed Review of June 2025

Store age	Store Count	SALES			TRAFFIC			AVERAGE TICKET		
		In-Store	Delivery	Total	In-Store	Delivery	Total	In-Store	Delivery	Total
1-2 yrs old	34	-10.7%	7.9%	0.0%	-4.9%	8.7%	1.1%	-6.3%	-0.8%	-1.6%
2-3 yrs old	8	0.6%	-11.3%	-5.5%	-3.9%	1.4%	-1.7%	4.7%	-12.5%	-3.9%
> 3 yrs old	37	-7.0%	5.2%	0.0%	1.0%	3.1%	1.8%	-7.9%	2.1%	-1.8%

Dynamics of YoY LFL for all stores older than 1 year



Note: The methodology for calculating LFL has changed, so the figures have been adjusted retrospectively



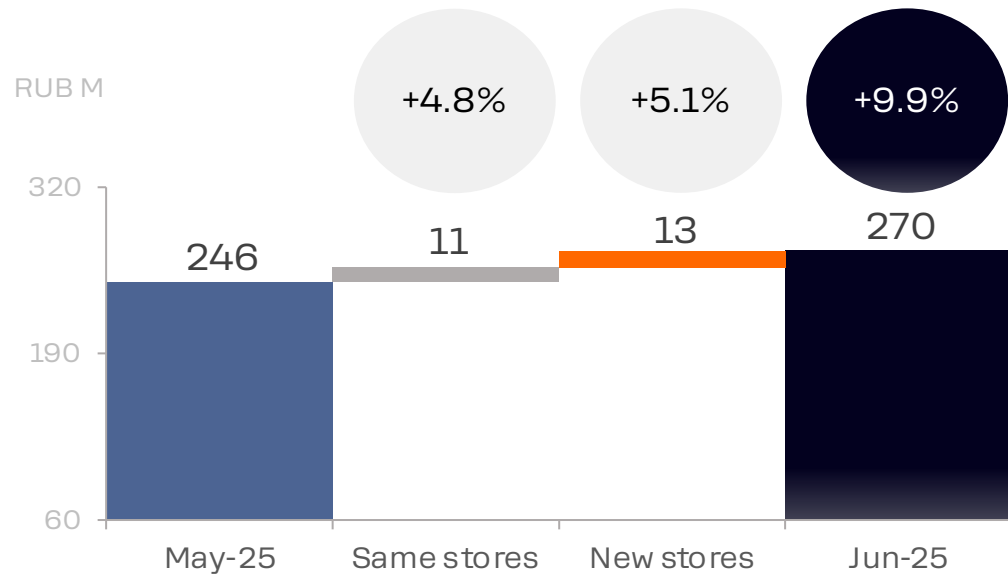
ДРИНКИТ

DRINKIT

DRINKIT: Sales Evolution

June: MoM +9.9%, YoY +272.3%

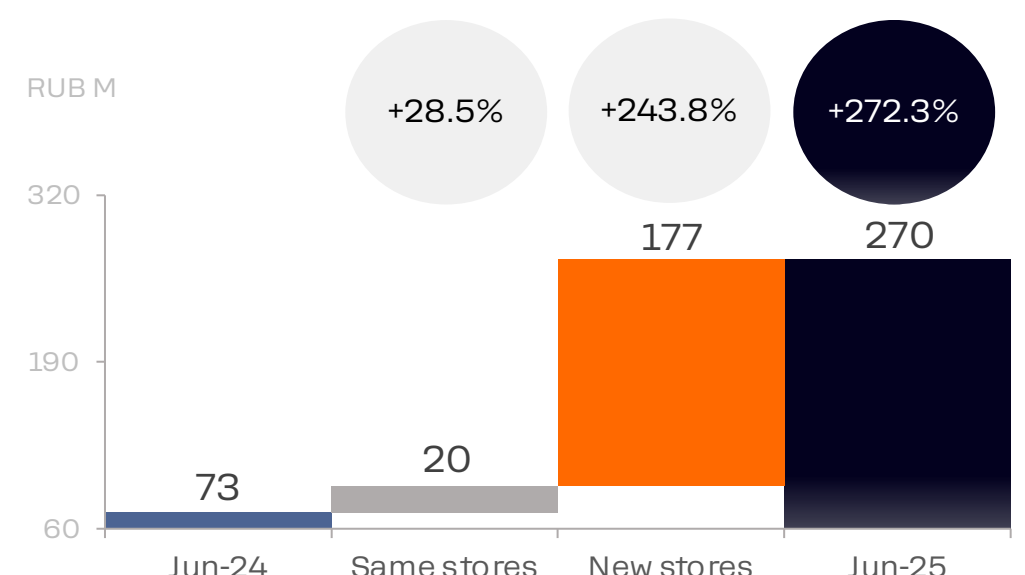
Month over Month (MoM)



Traffic \times Av. Ticket = Δ MoM

+3.5% \times +1.2% = +4.8%

Year over Year (YoY)



Traffic \times Av. Ticket = Δ YoY

-0.04% \times +28.5% = +28.5%

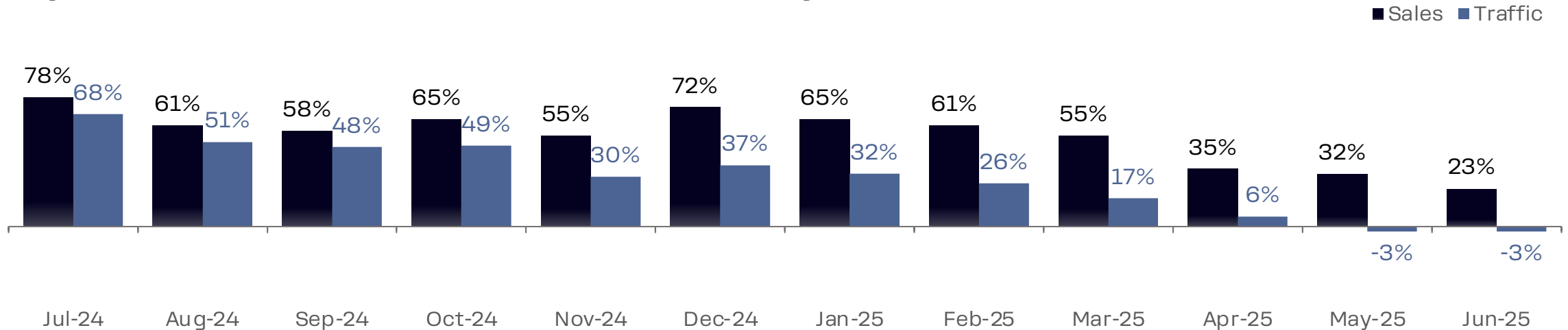
Note: gross sales including VAT where applicable. Traffic stands for order count.
List of countries: Russia, Kazakhstan, UAE.

DRINKIT: Like for Like Sales and Traffic

YoY LFL – Detailed Review of June 2025

Store age	RUSSIA				UAE				KZ+			
	Store Count	Traffic	Av. ticket	Sales	Store Count	Traffic	Av. ticket	Sales	Store Count	Traffic	Av. ticket	Sales
1-2 yrs old	11	-14.5%	51.4%	29.5%	2	18.1%	-7.4%	9.4%	5	25.0%	-8.0%	15.1%
2-3 yrs old	6	-14.2%	37.8%	18.3%	1	50.1%	4.1%	56.3%				
> 3 yrs old	4	-7.2%	39.6%	29.6%								

Dynamics of YoY LFL for all stores older than 1 year



Note: The methodology for calculating LFL has changed, so the figures have been adjusted retrospectively